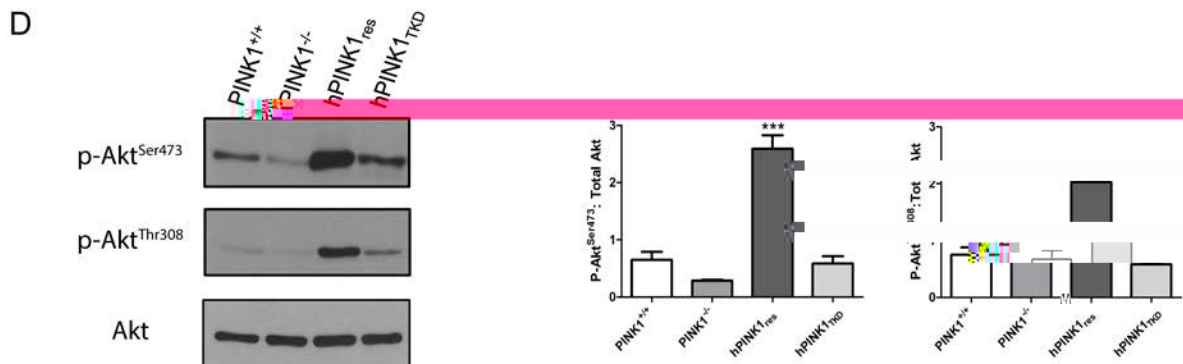
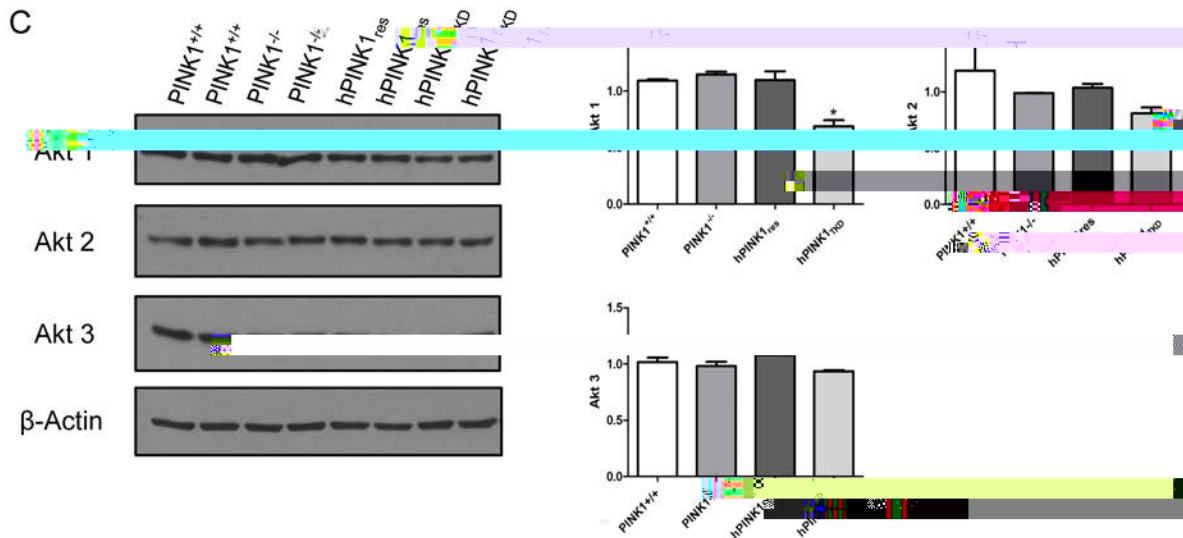
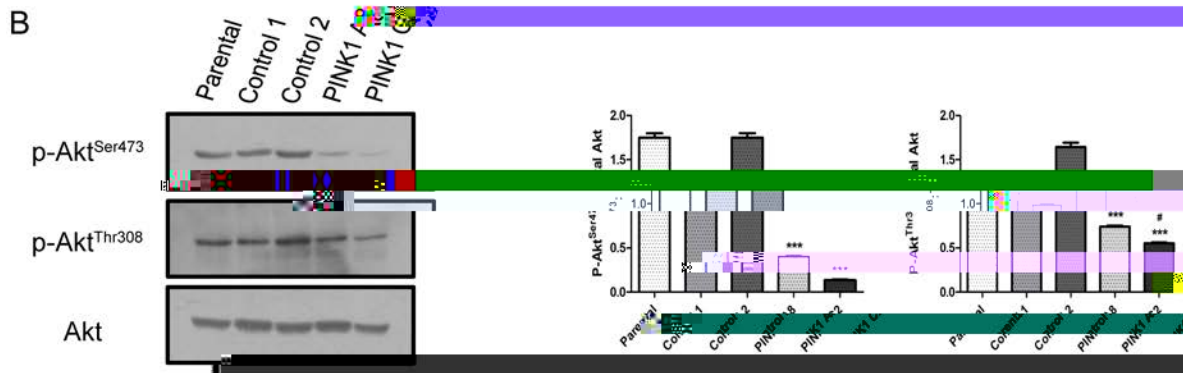
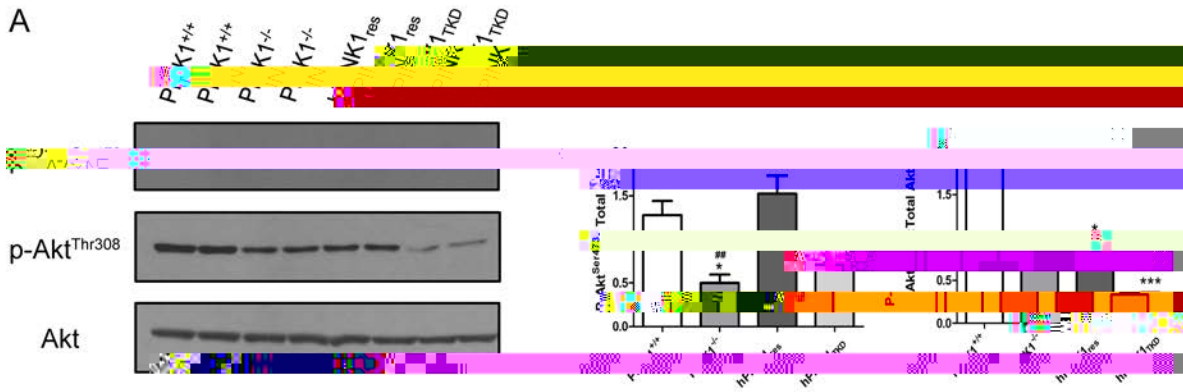


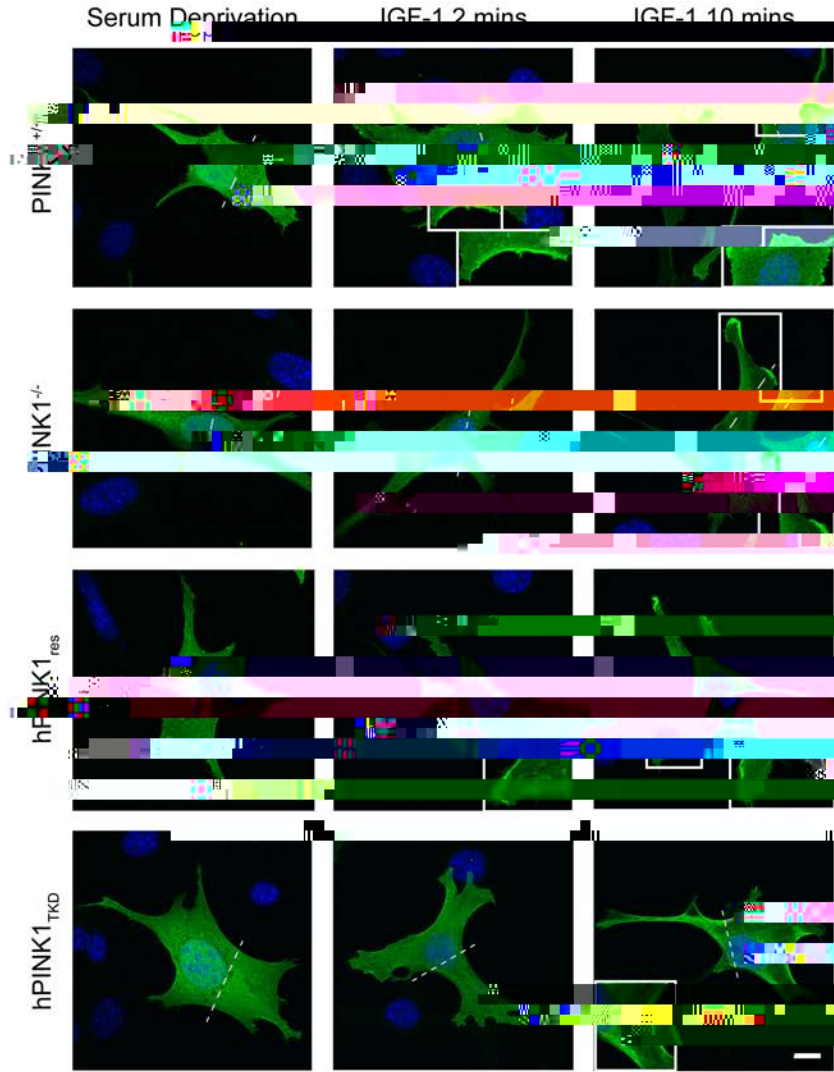
The Parkinson's disease gene *PINK1* activates Akt via PINK1 kinase-dependent regulation of the phospholipid PI(3,4,5)P₃

. . . →^{1,2}, →¹, → . →

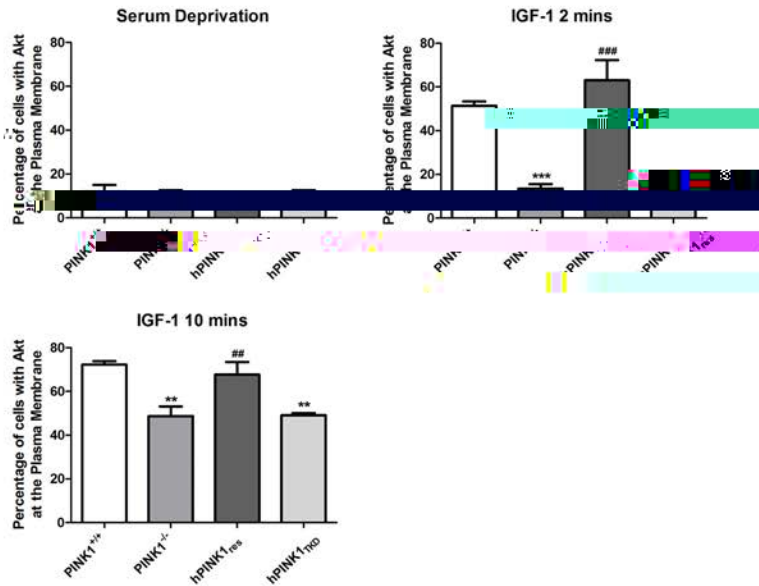


. 1. See next page for legend.

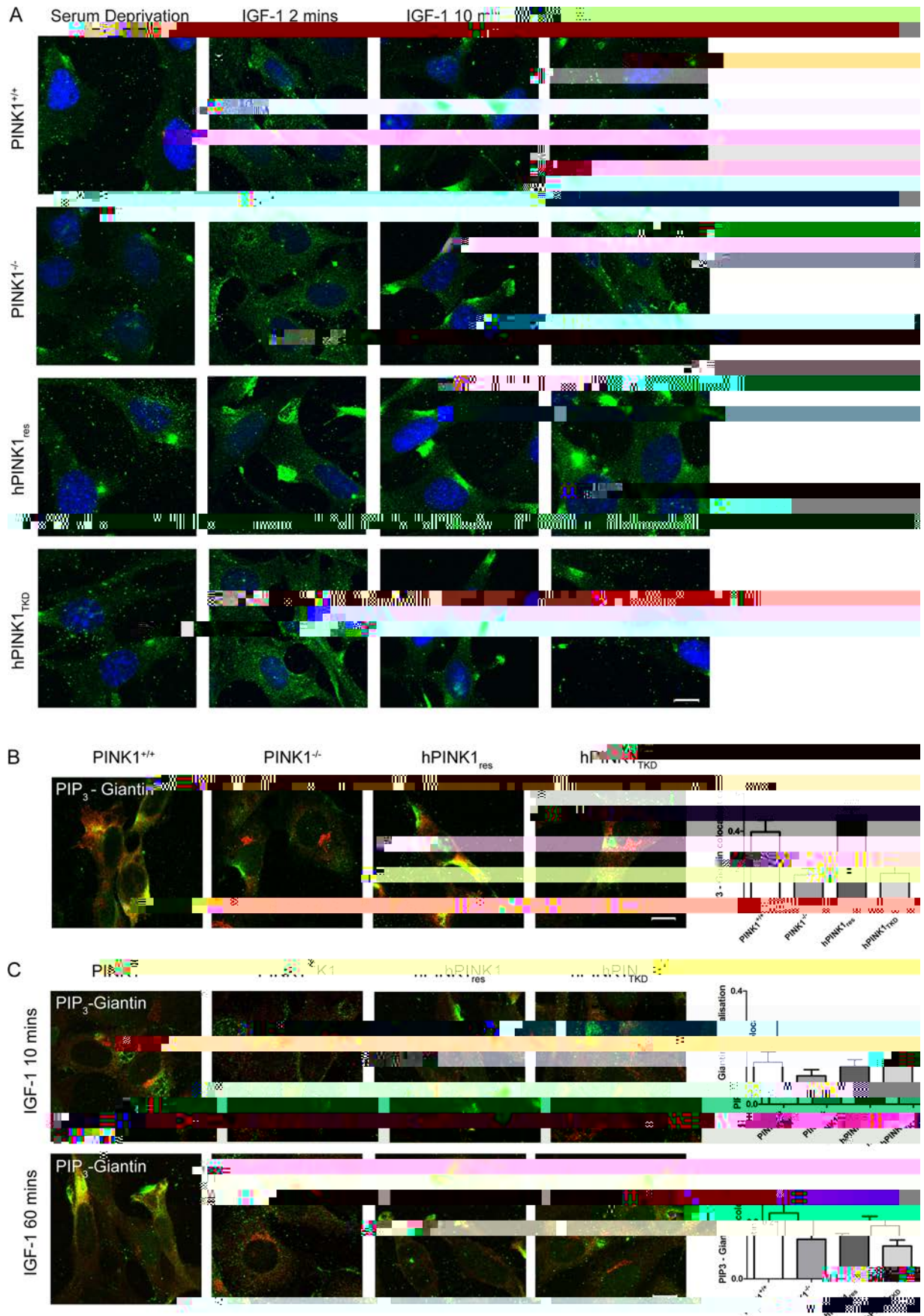
A





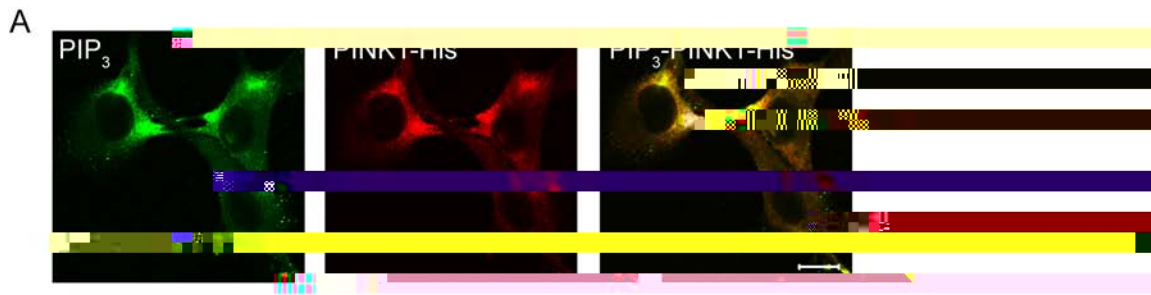
B



(... 5A). - f.
-1 1^{+/+}
1^{-/-} 1 D E (... 5A). Af 10 f -1
f 3 3
(... 5A). 3
2 294002 (10), 1^{+/+}
1^{-/-} 1 D E 1 -1
3 3 3



See next page for legend.



... See next page for legend.

C2- 1996; 2005; f A⁴⁷³ (A, 1997). C2

1 •• i • f 1 •• ••

B. 3030, 610822), -78-B (1:800; A 31, A 21685), (1:400;
A 31, 9108) 11 (1:100; 31, 715300), 14 (1:500; 31 -A 31,
0656) 46 (1:500; 31, A 500). 31

signaling sustains AKT-independent mTORC1 activation and confers resistance to PI3K inhibition. *Cell* **166**, 229-242. doi:10.1016/j.cell.2016.06.004

Chen, Y., et al. (2010). Direct positive regulation of PTEN by the p85 subunit of phosphatidylinositol 3-kinase. *Proc. Natl. Acad. Sci. USA* **107**, 5471-5476. doi:10.1073/pnas.0908899107

Chen, Y., et al. (2015). Regulation of the PI3K pathway through a p85 monomer-homodimer equilibrium. *eLife* **4**, e068866. doi:10.7554/eLife.06886

Chen, Y., et al. (2002). A caspase cleavage fragment of p115 induces fragmentation of the Golgi apparatus and apoptosis. *J. Cell Biol.* **157**, 637-648. doi:10.1083/jcb.200208013

Chen, Y., et al. (2018). Akt Kinase activation mechanisms revealed using protein semisynthesis. *Cell* **174**, 897-907.e14. doi:10.1016/j.cell.2018.07.003

Chen, Y., et al. (2018). Akt Kinase activation mechanisms revealed using protein semisynthesis. *Cell* **174**, 897-907.e14. doi:10.1016/j.cell.2018.07.003

regulation of TRAF6 and TAK1. *Ce . M . Life Sc .* , 3301-3315. doi:10.1007/s00018-012-1004-7

. (2017). PINK1 alleviates myocardial hypoxia-reoxygenation injury by ameliorating mitochondrial dysfunction. *B c e . B . . Re . C . .* , 118-124. doi:10.1007/s11011-017-01061-1

ascrip: tion

... (1997). Dual role of phosphatidylinositol-3,4,5-trisphosphate in the activation of protein kinase B. *Science* **277**, 567-570. doi:10.1126/science.277.5325.567

... (2017). PI3K-p110 mediates the oncogenic activity induced by loss of the novel tumor suppressor PI3K-p85. *Proc. Natl. Acad. Sci. USA* **114**, 7095-7100. doi:10.1073/pnas.1704706114

... (2009). Akt signal transduction dysfunction in Parkinson's disease. *Neurosci. Lett.* **457**, 30-35. doi:10.1016/j.neulet.2009.09.055

... and et al. (2018). Quantitation of class IA PI3Ks in mice reveals p110-free-p85s and isoform-selective subunit associations and recruitment to receptors. *Proc. Natl. Acad. Sci. USA* **115**, 12176-12181. doi:10.1073/pnas.1803446115

... (2001). Growth-suppressive effects of BPOZ and EGR2, two genes involved in the PTEN signaling pathway. *Oncogene* **20**, 4457-4465. doi:10.1038/sj.onc.1204608