

CANCER.

A.

()

I R

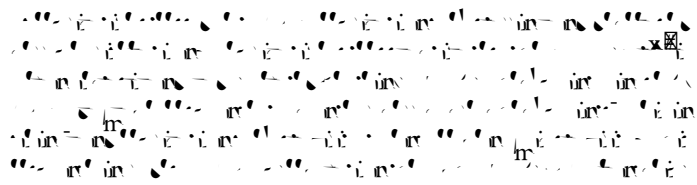
INTRODUCTION

1-2- ALK

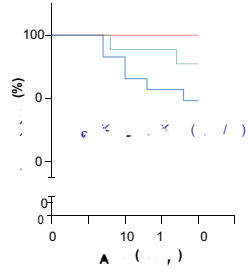
ALK


3-4- ALK

5-6- ALK




A

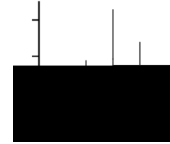



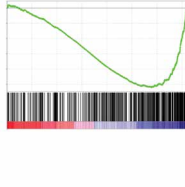
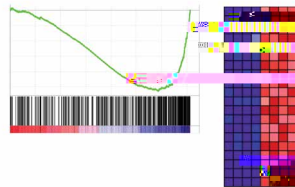
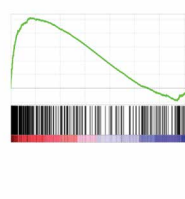
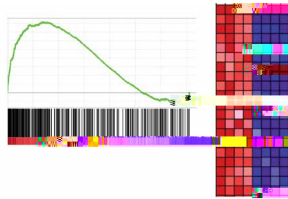
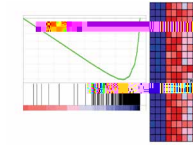
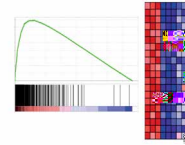
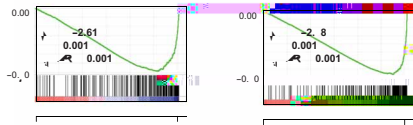


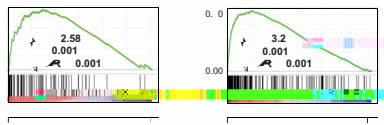



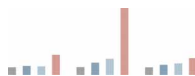
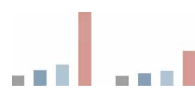
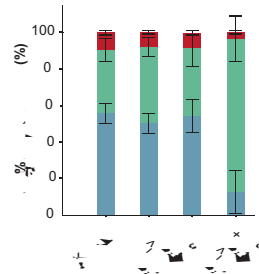
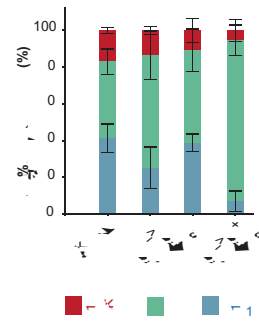
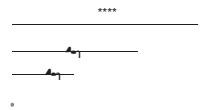



Pharmacological RRM2 inhibition suppresses growth of high-risk neuroblastoma-derived cell lines

Western blot analysis of RRM2 protein levels in neuroblastoma cell lines. The blots show RRM2 protein levels in cell lines 41, 2, 41, 17, 2, 11, 13, 1, 41, 22, 8, 51A, 1, 42, 11, 43, 51, 44, 45, 46, 47, 48 (left panel) and 52, 53, 2, 2 (right panel). Molecular weight markers are indicated on the right of each panel.









Combined 3AP-prexasertib drugging induces expression of the nucleotide stress-induced transcriptional regulator and tumor suppressor HEXIM1 (Hexamethylene Bis-Acetamide-Inducible Protein 1)



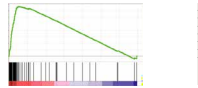

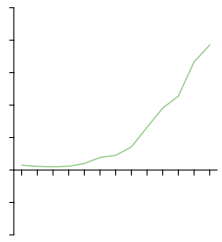



Figure 8. Combined 3AP-prexasertib drugging induces expression of the nucleotide stress-induced transcriptional regulator and tumor suppressor HEXIM1 (Hexamethylene Bis-Acetamide-Inducible Protein 1)






Handwritten musical score for guitar, consisting of multiple staves. The notation includes notes, rests, and various markings. Key markings include circled 'X' symbols, the number '2.' appearing multiple times, '5', '70', and '72'. The score is densely written with musical notation.


Cell viability measurements for a single compound treatment




Combination and synergism measurements




Organoid cell viability screening



Cell culture for fluorescence-activated cell sorting, RNA, and protein collection



was added p9 (min at) 18Stivap9 (531.5 (with)s were a43protein isolation 3.0 23 Tm [g. Cf 2) 0.5 (10) JJO Tc 0 T9657 5-0. 0 6.74035ng. Ce
TII sAGC qui utomat fo Gaed Contrn NPB targem and sem att 1.0E06



SUPPLEMENTARY MATERIALS

Supplementary materials are available for this article. For more information on the format and availability of these materials, please refer to the journal's website.

REFERENCES AND NOTES

1. ... (1) ...

2. ... (2) ...

3. ... (3) ...

4. ... (4) ...

5. ... (5) ...

6. ... (6) ...

7. ... (7) ...

8. ... (8) ...

9. ... (9) ...

10. ... (10) ...

11. ... (11) ...

12. ... (12) ...

13. ... (13) ...

14. ... (14) ...

15. ... (15) ...

16. ... (16) ...

17. ... (17) ...

18. ... (18) ...

19. ... (19) ...

20. ... (20) ...

21. ... (21) ...

22. ... (22) ...

23. ... (23) ...

24. ... (24) ...

25. ... (25) ...

26. ... (26) ...

27. ... (27) ...

28. ... (28) ...

29. ... (29) ...

30. ... (30) ...

31. ... (31) ...

32. ... (32) ...

33. ... (33) ...

34. ... (34) ...

35. ... (35) ...

36. ... (36) ...

37. ... (37) ...

38. ... (38) ...

39. ... (39) ...

40. ... (40) ...

41. ... (41) ...

42. ... (42) ...

43. ... (43) ...

44. ... (44) ...

45. ... (45) ...

46. ... (46) ...

47. ... (47) ...

48. ... (48) ...

49. ... (49) ...

50. ... (50) ...

51. ... (51) ...

52. ... (52) ...

53. ... (53) ...

54. ... (54) ...

55. ... (55) ...

56. ... (56) ...

57. ... (57) ...

58. ... (58) ...

59. ... (59) ...

60. ... (60) ...

61. ... (61) ...

62. ... (62) ...

63. ... (63) ...

64. ... (64) ...

65. ... (65) ...

66. ... (66) ...

67. ... (67) ...

68. ... (68) ...

69. ... (69) ...

70. ... (70) ...

71. ... (71) ...

72. ... (72) ...

73. ... (73) ...

74. ... (74) ...

75. ... (75) ...

76. ... (76) ...

77. ... (77) ...

78. ... (78) ...

79. ... (79) ...

80. ... (80) ...

81. ... (81) ...

82. ... (82) ...

83. ... (83) ...

84. ... (84) ...

85. ... (85) ...

86. ... (86) ...

87. ... (87) ...

88. ... (88) ...

89. ... (89) ...

90. ... (90) ...

91. ... (91) ...

92. ... (92) ...

93. ... (93) ...

94. ... (94) ...

95. ... (95) ...

96. ... (96) ...

97. ... (97) ...

98. ... (98) ...

99. ... (99) ...

100. ... (100) ...

50. $\frac{1}{2} \int_0^1 x^2 dx = \frac{1}{2} \left[\frac{x^3}{3} \right]_0^1 = \frac{1}{2} \cdot \frac{1}{3} = \frac{1}{6}$
 19. $\int_0^1 x^2 dx = \left[\frac{x^3}{3} \right]_0^1 = \frac{1}{3}$
 7. $\int_0^1 x^2 dx = \left[\frac{x^3}{3} \right]_0^1 = \frac{1}{3}$

Acknowledgments

Funding:

This work was supported by the National Natural Science Foundation of China (Grant No. 11871401) and the National Key Research and Development Program of China (Grant No. 2017YFA0701500).